

SYSTEM 15 DRAINAGE SYSTEMS

1-1/2" - 24" (40mm - 600mm)

SYSTEM 15® DWV

As an investment, System 15® is a winner. It's a cost-effective "workhorse" designed for the majority of low-rise and light commercial applications where DWV systems don't run through air plenums.

In addition to costing less than cast iron, System 15 pipe and fittings are engineered to withstand years of uninterrupted service. Made of tough, impact resistant PVC, System 15 won't rust, pit, scale or degrade, even under continued exposure to moisture, salts, aggressive soils and most acids. Interior and exterior walls remain smooth, ensuring years of reliable, maintenance-free flow.

As well, System 15 is lightweight and easy to handle, making installation – even in confined or awkward wall spaces – fast and easy. There's no need to pay for special hoisting equipment or extra manpower. This all converts to significant cost savings over copper and cast iron piping.

Do the math: System 15 is an unbeatable, cost-effective investment – now and for years to come.

ADVANTAGES

- 1** **Flame Spread**
When tested to the CAN/ULC S102.2 Standard, System 15 achieved a Flame Spread Rating of not greater than 25.
- 2** **Cost Effective**
Lightweight. Easy to handle. Fast installation with no special equipment required. Substantial project cost savings over traditional piping materials.
- 3** **Broad Range of Sizes**
CSA certified in sizes from 1-1/2" to 24" in diameter. The most extensive DWV package available in North America.
- 4** **Long-term Reliability**
System 15 performs well under constant use in harsh environments corrosive to other materials.
- 5** **Impact Resistance**
The high impact strength of System 15 reduces jobsite damage and wastage.
- 6** **Simple Joining**
Solvent welding eliminates the need for cumbersome tools and the hazards of torches on site.
- 7** **Direct Burial**
Suitable for both above- and below-grade applications, eliminating the transition to other pipe materials at grade level.

APPLICATIONS

Drain Waste and Vent Piping in:

- Commercial
- Industrial
- Residential
- Above ground or underground

STANDARDS



CSA B181.2
CAN/ULC S102.2

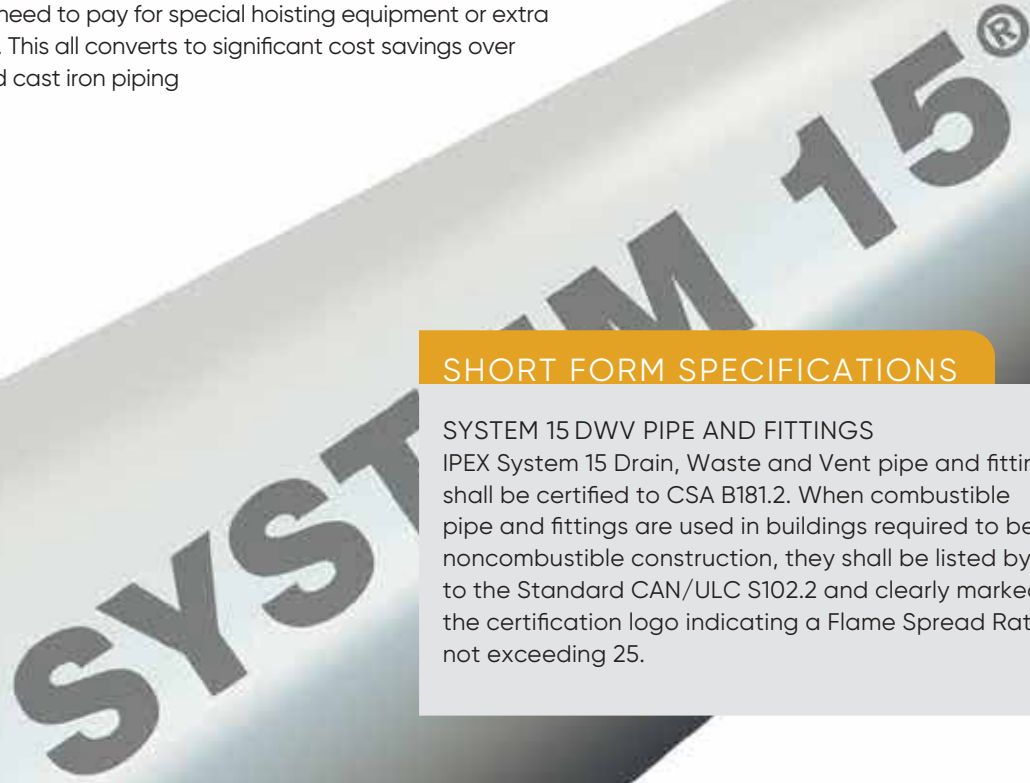




DID YOU KNOW?

SYSTEM 15 is lightweight and easy to handle, making installation—even in confined or awkward wall spaces—fast and easy.

There's no need to pay for special hoisting equipment or extra manpower. This all converts to significant cost savings over copper and cast iron piping



SHORT FORM SPECIFICATIONS

SYSTEM 15 DWV PIPE AND FITTINGS

IPEX System 15 Drain, Waste and Vent pipe and fittings shall be certified to CSA B181.2. When combustible pipe and fittings are used in buildings required to be of noncombustible construction, they shall be listed by ULC to the Standard CAN/ULC S102.2 and clearly marked with the certification logo indicating a Flame Spread Rating not exceeding 25.


IPEX System 15[®] pipe and fittings have been tested and certified by CSA to the CSA B181.2 standard.

Test Results

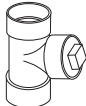
ITS (Warnock Hersey) conducted the testing in accordance with CAN/ULC S102.2 test standard. The following table summarizes the results of these tests.

| Component | Flame Spread Rating | Smoke-Developed Classification |
|------------------------|---------------------|--------------------------------|
| System 15 [®] | | |
| Pipe | 10 | > 50 |
| Fittings | 15 | > 50 |

PRODUCT SELECTION CHART - SYSTEM 15


| | Dimension | | Product Code | |
|---|--------------------------------------|-----|--------------|--|
| | inches | mm | | |
| System 15 DWV Pipe | | | | |
|  | 1-1/2 | 40 | 010001 | |
| | 2 | 50 | 010002 | |
| | 3 | 75 | 010003 | |
| | 4 | 100 | 010004 | |
| | 6 | 150 | 010006 | |
| | 8 | 200 | 010087 | |
| | 10 | 250 | 010088 | |
| | 12 | 300 | 010089 | |
| | Plain End 12 foot lengths | | | |


| | | | |
|--|----|-----|--------|
| Bell End 20 foot lengths | 4 | 100 | 010005 |
| | 6 | 150 | 010046 |
| | 8 | 200 | 010008 |
| | 10 | 250 | 010010 |
| Note: Sizes 4" and 6", 20 foot lengths are sold in Western Canada only. | 12 | 300 | 010012 |
| | 14 | 350 | 010031 |
| | 16 | 400 | 010032 |
| | 18 | 450 | 010034 |
| | 20 | 500 | 010035 |
| | 24 | 600 | 010036 |


| | H x H x Gasket Plug | | |
|-----------|---|----------------|--------|
| |  | 1-1/2 | 40 |
| 2 | | 50 | 026041 |
| 3 | | 75 | 026103 |
| 4 | | 100 | 026104 |
| 4 x 3 x 4 | | 100 x 75 x 100 | 026105 |
| 6 | | 150 | 026161 |


| | Sp x Sp x Threaded Plug | | |
|--|-------------------------|-----|--------|
| | 8 | 200 | 226953 |


FOR USE WITH
MJ GREY™

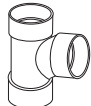


| | MPT with Gasket | | |
|---|---|-------|--------|
| |  | 1-1/2 | 40 |
| 2 | | 50 | 026402 |
| 3 | | 75 | 026403 |
| 4 | | 100 | 026404 |
| 6 | | 150 | 026405 |

| | Sp x FPT | | |
|---|---|-------|--------|
| |  | 1-1/2 | 40 |
| 2 | | 50 | 026046 |
| 3 | | 75 | 026047 |
| 4 | | 100 | 026048 |
| 6 | | 150 | 026050 |

| | Dimension | | Product Code |
|---|-----------|-----|--------------|
| | inches | mm | |
| Fitting Cleanout Sp x Gasket Threaded Plug | | | |
|  | 1-1/2 | 40 | 026345 |
| | 2 | 50 | 026346 |
| | 3 | 75 | 026347 |
| | 4 | 100 | 026348 |
| | 6 | 150 | 026349 |
| | 8 | 200 | 026301 |

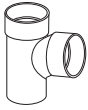
| | H x Gasket Plug | | |
|---|---|-------|--------|
| |  | 1-1/2 | 40 |
| 2 | | 50 | 026298 |
| 3 | | 75 | 026299 |
| 4 | | 100 | 026300 |

| | H x H x H | | |
|-------------------|--|-----------------|--------|
| |  | 1-1/2 | 40 |
| 2 | | 50 | 026082 |
| 2 x 1-1/2 x 1-1/2 | | 50 x 40 x 40 | 026058 |
| 2 x 1-1/2 x 2 | | 50 x 40 x 50 | 026057 |
| 2 x 2 x 1-1/2 | | 50 x 50 x 40 | 026056 |
| 3 | | 75 | 026083 |
| 3 x 3 x 1-1/2 | | 75 x 75 x 40 | 026061 |
| 3 x 3 x 2 | | 75 x 75 x 50 | 026060 |
| 4 | | 100 | 026084 |
| 4 x 4 x 2 | | 100 x 100 x 50 | 026064 |
| 4 x 4 x 3 | | 100 x 100 x 75 | 026066 |
| 6 | | 150 | 026377 |
| 6 x 6 x 4 | | 150 x 150 x 100 | 026385 |
| 8 | | 200 | 026810 |
| 8 x 4 | | 200 x 100 | 026808 |
| 8 x 6 | | 200 x 150 | 026809 |
| 10 | | 250 | 026814 |
| 10 x 4 | | 250 x 100 | 026811 |
| 10 x 6 | | 250 x 150 | 026812 |
| 10 x 8 | | 250 x 200 | 026813 |
| 12 x 4 | 300 x 100 | 026815 | |
| 12 x 6 | 300 x 150 | 026816 | |
| 12 x 8 | 300 x 200 | 026817 | |
| 12 x 10 | 300 x 250 | 026818 | |
| 14 x 4 | 350 x 100 | 026820 | |
| 14 x 6 | 350 x 150 | 026821 | |
| 16 x 4 | 400 x 100 | 026826 | |
| 16 x 6 | 400 x 150 | 026827 | |
| 18 x 4 | 450 x 100 | 026833 | |
| 18 x 6 | 450 x 150 | 026834 | |

PRODUCT SELECTION CHART - SYSTEM 15

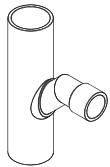
| | Dimension | | Product Code |
|--|-----------|----|--------------|
| | inches | mm | |

Sanitary Tee Sp x H x H



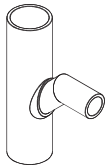
| | | |
|---------------|----------------|--------|
| 1-1/2 | 40 | 026550 |
| 3 x 3 x 1-1/2 | 75 x 75 x 40 | 026552 |
| 4 x 4 x 2 | 100 x 100 x 50 | 026554 |
| 4 | 100 | 026557 |

Sanitary Tee Sp x Sp x H



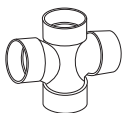
| FOR USE WITH MJ GREY™ | | |
|------------------------------|-----------|--------|
| 8 x 4 | 200 x 100 | 226955 |
| 8 x 6 | 200 x 150 | 226940 |
| 10 x 4 | 250 x 100 | 226939 |
| 10 x 6 | 250 x 150 | 226942 |
| 12 x 4 | 300 x 100 | 226945 |
| 12 x 6 | 300 x 150 | 226946 |

Sanitary Tee Sp x Sp x Sp



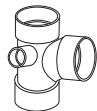
| FOR USE WITH MJ GREY™ | | |
|------------------------------|-----------|--------|
| 8 | 200 | 226941 |
| 10 x 8 | 250 x 200 | 226943 |
| 10 | 250 | 226944 |
| 12 x 8 | 300 x 200 | 226947 |
| 12 x 10 | 300 x 250 | 226948 |
| 12 | 300 | 226949 |

Double Sanitary Tee H x H x H x H



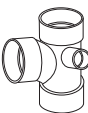
| | | |
|-----------------------|-------------------|--------|
| 1-1/2 | 40 | 026542 |
| 2 | 50 | 026543 |
| 2 x 2 x 1-1/2 x 1-1/2 | 50 x 50 x 40 x 40 | 026547 |
| 3 | 75 | 026544 |
| 3 x 3 x 1-1/2 x 1-1/2 | 75 x 75 x 40 x 40 | 026538 |
| 3 x 3 x 2 x 2 | 75 x 75 x 50 x 50 | 026539 |
| 4 | 100 | 026545 |

Sanitary Tee Side Inlet (left hand) H x H x H x H SI



| | | |
|-------------------|-------------------|--------|
| 3 x 3 x 3 x 1-1/2 | 75 x 75 x 75 x 40 | 026395 |
| 3 x 3 x 3 x 2 | 75 x 75 x 75 x 50 | 026396 |

Sanitary Tee Side Inlet (right hand) H x H x H x H SI



| | | |
|-------------------|-------------------|--------|
| 3 x 3 x 3 x 1-1/2 | 75 x 75 x 75 x 40 | 026397 |
| 3 x 3 x 3 x 2 | 75 x 75 x 75 x 50 | 026398 |

| | Dimension | | Product Code |
|--|-----------|----|--------------|
| | inches | mm | |

90° Elbow H x H



| | | |
|---------|-------|--------|
| 1 1/2 | 40 | 026121 |
| 1-1/2 L | 40 L | 026024 |
| 2 | 50 | 026035 |
| 2 L | 50 L | 026122 |
| 3 | 75 | 026025 |
| 3 L | 75 L | 026123 |
| 4 | 100 | 026124 |
| 4 L | 100 L | 026115 |
| 6 | 150 | 026125 |
| 8 | 200 | 026126 |
| 10 | 250 | 026127 |
| 12 | 300 | 026128 |
| 14 | 350 | 026129 |
| 16 | 400 | 026130 |
| 18 | 450 | 026131 |

90° Elbow Sp x H



| | | |
|-------|-------|--------|
| 1-1/2 | 40 | 026231 |
| 2 | 50 | 026232 |
| 3 | 75 | 026233 |
| 3 L | 75 L | 026230 |
| 4 | 100 | 026234 |
| 4 L | 100 L | 026070 |
| 6 | 150 | 026235 |
| 8 | 200 | 026236 |
| 10 | 250 | 026237 |
| 12 | 300 | 026238 |
| 14 | 350 | 026135 |
| 16 | 400 | 026136 |
| 18 | 450 | 026137 |

90° Elbow Sp x Sp



| FOR USE WITH MJ GREY™ | | |
|------------------------------|-----|--------|
| 8 | 200 | 226934 |
| 10 | 250 | 226908 |
| 12 | 300 | 226909 |
| 14 | 350 | 226871 |
| 16 | 400 | 226872 |
| 18 | 450 | 226873 |

90° Reducing Elbow Closet Bend Reducing Sp x H



| | | |
|-------|----------|--------|
| 4 x 3 | 100 x 75 | 026026 |
|-------|----------|--------|

90° Reducing Elbow H x H



| | | |
|-------|----------|--------|
| 4 x 3 | 100 x 75 | 026155 |
|-------|----------|--------|

PRODUCT SELECTION CHART - SYSTEM 15

| | Dimension | | Product Code |
|--|-----------|----|--------------|
| | inches | mm | |

60° Elbow H x H



| | | |
|-------|-----|--------|
| 1-1/2 | 40 | 026261 |
| 2 | 50 | 026262 |
| 3 | 75 | 026263 |
| 4 | 100 | 026264 |

45° Elbow - Short Turn H x H



| | | |
|-------|-----|--------|
| 1-1/2 | 40 | 026241 |
| 2 | 50 | 026242 |
| 3 | 75 | 026243 |
| 4 | 100 | 026244 |
| 6 | 150 | 026245 |
| 8 | 200 | 026246 |
| 10 | 250 | 026247 |
| 12 | 300 | 026248 |
| 14 | 350 | 026249 |
| 16 | 400 | 026250 |
| 18 | 450 | 026425 |

45° Elbow - Short Turn Sp x H



| | | |
|-------|-----|--------|
| 1-1/2 | 40 | 026221 |
| 2 | 50 | 026071 |
| 3 | 75 | 026223 |
| 4 | 100 | 026072 |
| 6 | 150 | 026073 |
| 8 | 200 | 026226 |
| 10 | 250 | 026270 |
| 12 | 300 | 026271 |
| 14 | 350 | 026272 |
| 16 | 400 | 026273 |
| 18 | 450 | 026274 |

45° Elbow - Short Turn Sp x Sp



| FOR USE WITH MJ GREY™ | | |
|------------------------------|-----|--------|
| 8 | 200 | 226910 |
| 10 | 250 | 226911 |
| 12 | 300 | 226912 |
| 14 | 350 | 226773 |
| 16 | 400 | 226774 |
| 18 | 450 | 226775 |

| | Dimension | | Product Code |
|--|-----------|----|--------------|
| | inches | mm | |

22-1/2° Elbow H x H



| | | |
|-------|-----|--------|
| 1-1/2 | 40 | 026251 |
| 2 | 50 | 026252 |
| 3 | 75 | 026253 |
| 4 | 100 | 026254 |
| 6 | 150 | 026255 |
| 8 | 200 | 026256 |
| 10 | 250 | 026257 |
| 12 | 300 | 026258 |
| 14 | 350 | 026259 |
| 16 | 400 | 026260 |

22-1/2° Elbow Sp x H



| | | |
|----|-----|--------|
| 6 | 150 | 026651 |
| 8 | 200 | 026652 |
| 10 | 250 | 026653 |
| 12 | 300 | 026654 |
| 14 | 350 | 026655 |
| 16 | 400 | 026656 |

22-1/2° Elbow - Short Turn Sp x Sp



| FOR USE WITH MJ GREY™ | | |
|------------------------------|-----|--------|
| 8 | 200 | 226913 |
| 10 | 250 | 226914 |
| 12 | 300 | 226915 |

11-1/4° Elbow H x H



| | | |
|----|-----|--------|
| 6 | 150 | 026671 |
| 8 | 200 | 026672 |
| 10 | 250 | 026673 |
| 12 | 300 | 026674 |
| 14 | 350 | 026675 |
| 16 | 400 | 026676 |

11-1/4° Elbow Sp x H



| | | |
|----|-----|--------|
| 6 | 150 | 026681 |
| 8 | 200 | 026682 |
| 10 | 250 | 026683 |
| 12 | 300 | 026684 |
| 14 | 350 | 026685 |
| 16 | 400 | 026686 |

PRODUCT SELECTION CHART - SYSTEM 15

| Dimension | | Product Code |
|-----------|----|--------------|
| inches | mm | |

45° Wye H x H x H



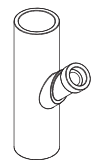
| Dimension | | Product Code |
|-------------------|-----------------|--------------|
| inches | mm | |
| 1 1/2 | 40 | 026171 |
| 2 | 50 | 026172 |
| 2 x 1-1/2 x 1-1/2 | 50 x 40 x 40 | 026194 |
| 2 x 1-1/2 | 50 x 50 x 40 | 026195 |
| 3 | 75 | 026173 |
| 3 x 1-1/2 | 75 x 75 x 40 | 026201 |
| 3 x 2 | 75 x 75 x 50 | 026196 |
| 4 | 100 | 026174 |
| 4 x 2 | 100 x 100 x 50 | 026198 |
| 4 x 3 | 100 x 100 x 75 | 026197 |
| 6 | 150 | 026175 |
| 6 x 4 | 150 x 150 x 100 | 026199 |
| 8 | 200 | 026560 |
| 8 x 4 | 200 x 100 | 026606 |
| 8 x 6 | 200 x 150 | 026607 |
| 10 | 250 | 026706 |
| 10 x 4 | 250 x 100 | 026703 |
| 10 x 6 | 250 x 150 | 026704 |
| 10 x 8 | 250 x 200 | 026705 |
| 12 x 4 | 300 x 100 | 026707 |
| 12 x 6 | 300 x 150 | 026708 |
| 12 x 8 | 300 x 200 | 026709 |
| 12 x 10 | 300 x 250 | 026710 |
| 12 | 300 | 026711 |
| 14 x 4 | 350 x 100 | 026712 |
| 14 x 6 | 350 x 150 | 026713 |
| 16 x 4 | 400 x 100 | 026718 |
| 16 x 6 | 400 x 150 | 026719 |
| 18 x 4 | 450 x 100 | 026725 |
| 18 x 6 | 450 x 150 | 026726 |

45° Wye Sp x H x H



| | | |
|---|----|--------|
| 3 | 75 | 026635 |
|---|----|--------|

45° Wye Sp x Sp x Sp

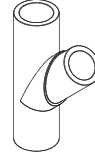


| Dimension | | Product Code |
|-----------|-----------|--------------|
| inches | mm | |
| 8 x 4 | 200 x 100 | 226926 |
| 8 x 6 | 200 x 150 | 226927 |
| 10 x 4 | 250 x 100 | 226930 |
| 10 x 6 | 250 x 150 | 226929 |
| 12 x 4 | 300 x 100 | 226933 |
| 12 x 6 | 300 x 150 | 226935 |

FOR USE WITH
MJ GREY™

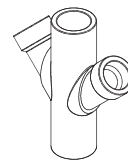
| Dimension | | Product Code |
|-----------|----|--------------|
| inches | mm | |

45° Wye Sp x Sp x Sp



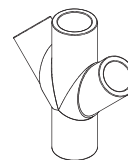
| Dimension | | Product Code |
|-----------|-----------|--------------|
| inches | mm | |
| 8 | 200 | 226928 |
| 10 x 8 | 250 x 200 | 226931 |
| 10 | 250 | 226932 |
| 12 x 8 | 300 x 200 | 226936 |
| 12 x 10 | 300 x 250 | 226937 |
| 12 | 300 | 226938 |
| 14 | 350 | 226145 |
| 14 x 4 | 350 x 100 | 226140 |
| 14 x 6 | 350 x 150 | 226141 |
| 14 x 8 | 350 x 200 | 226142 |
| 14 x 10 | 350 x 250 | 226143 |
| 14 x 12 | 350 x 300 | 226144 |
| 16 | 400 | 226152 |
| 16 x 4 | 400 x 100 | 226146 |
| 16 x 6 | 400 x 150 | 226147 |
| 16 x 8 | 400 x 200 | 226148 |
| 16 x 10 | 400 x 250 | 226149 |
| 16 x 12 | 400 x 300 | 226150 |
| 16 x 14 | 400 x 350 | 226151 |
| 18 | 450 | 226160 |
| 18 x 4 | 450 x 100 | 226153 |
| 18 x 6 | 450 x 150 | 226154 |
| 18 x 8 | 450 x 200 | 226155 |
| 18 x 10 | 450 x 250 | 226156 |
| 18 x 12 | 450 x 300 | 226157 |
| 18 x 14 | 450 x 350 | 226158 |
| 18 x 16 | 450 x 400 | 226159 |

45° Double Wye Sp x Sp x H x H



| | | |
|--------|-----------|--------|
| 8 x 4 | 200 x 100 | 226954 |
| 8 x 6 | 200 x 150 | 226916 |
| 10 x 4 | 250 x 100 | 226917 |
| 10 x 6 | 250 x 150 | 226919 |
| 12 x 4 | 300 x 100 | 226922 |
| 12 x 6 | 300 x 150 | 226923 |

45° Double Wye Sp x Sp x Sp x Sp



| Dimension | | Product Code |
|-----------|-----------|--------------|
| inches | mm | |
| 8 | 200 | 226918 |
| 10 | 250 | 226921 |
| 10 x 8 | 250 x 200 | 226920 |
| 12 x 8 | 300 x 200 | 226924 |
| 12 x 10 | 300 x 250 | 226925 |

PRODUCT SELECTION CHART - SYSTEM 15

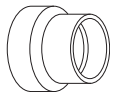
| Dimension | | Product Code |
|-----------|----|--------------|
| inches | mm | |

Double 45° Wye H x H x H x H



| | | |
|-----------------|---------------|--------|
| 1- 1/2 | 40 | 026637 |
| 2 | 50 | 026456 |
| 2x2x1-1/2x1-1/2 | 50x50x40x40 | 026642 |
| 3 | 75 | 026639 |
| 3x3x1-1/2x1-1/2 | 75x75x40x40 | 026643 |
| 3 x 3 x 2 x 2 | 75x75x50x50 | 026644 |
| 4 x 4 x 3 x 3 | 100x100x75x75 | 026457 |
| 6 x 4 | 150 x 100 | 026646 |
| 8 | 200 | 026755 |
| 8 x 4 | 200 x 100 | 026753 |
| 8 x 6 | 200 x 150 | 026754 |
| 10 x 4 | 250 x 100 | 026756 |
| 10 x 6 | 250 x 150 | 026757 |
| 10 x 8 | 250 x 200 | 026758 |
| 12 x 4 | 300 x 100 | 026760 |
| 12 x 6 | 300 x 150 | 026761 |
| 12 x 8 | 300 x 200 | 026762 |
| 12 x 10 | 300 x 250 | 026763 |
| 14 x 4 | 350 x 100 | 026765 |
| 14 x 6 | 350 x 150 | 026766 |
| 16 x 4 | 400 x 100 | 026771 |
| 16 x 6 | 400 x 150 | 026772 |
| 18 x 4 | 450 x 100 | 026778 |
| 18 x 6 | 450 x 150 | 026779 |

Reducer Coupling H x H



| | | |
|-----------|-----------|--------|
| 2 x 1-1/2 | 50 x 40 | 026362 |
| 3 x 1-1/2 | 75 x 40 | 026363 |
| 3 x 2 | 75 x 50 | 026364 |
| 4 x 1-1/2 | 100 x 40 | 026369 |
| 4 x 2 | 100 x 50 | 026365 |
| 4 x 3 | 100 x 75 | 026366 |
| 6 x 4 | 150 x 100 | 026860 |
| 8 x 4 | 200 x 100 | 026861 |
| 8 x 6 | 200 x 150 | 026867 |
| 10 x 4 | 250 x 100 | 026862 |
| 10 x 6 | 250 x 150 | 026868 |
| 10 x 8 | 250 x 200 | 026900 |
| 12 x 10 | 300 x 250 | 026907 |
| 14 x 12 | 350 x 300 | 026913 |

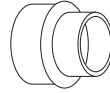
Reducer Bushing Sp x H



| | | |
|-----------|-----------|--------|
| 2 x 1-1/2 | 50 x 40 | 026282 |
| 3 x 1-1/2 | 75 x 40 | 026292 |
| 3 x 2 | 75 x 50 | 026284 |
| 4 x 2 | 100 x 50 | 026288 |
| 4 x 3 | 100 x 75 | 026286 |
| 6 x 4 | 150 x 100 | 026054 |
| 8 x 4 | 200 x 100 | 026446 |
| 8 x 6 | 200 x 150 | 026447 |

| Dimension | | Product Code |
|-----------|----|--------------|
| inches | mm | |

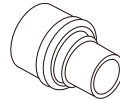
Reducer Bushing (Extended) Sp x H



| | | |
|---------|-----------|--------|
| 10 x 4 | 250 x 100 | 026296 |
| 10 x 6 | 250 x 150 | 026297 |
| 10 x 8 | 250 x 200 | 026962 |
| 12 x 4 | 300 x 100 | 026963 |
| 12 x 6 | 300 x 150 | 026964 |
| 12 x 8 | 300 x 200 | 026965 |
| 12 x 10 | 300 x 250 | 026966 |
| 14 x 12 | 350 x 300 | 026971 |

Reducer Bushing (Extended) Sp x Sp

FOR USE WITH
MJ GREY™



| | | |
|---------|-----------|--------|
| 10 x 8 | 250 x 200 | 226950 |
| 12 x 8 | 300 x 200 | 226951 |
| 12 x 10 | 300 x 250 | 226952 |
| 14 x 10 | 350 x 250 | 226134 |
| 14 x 12 | 350 x 300 | 226135 |
| 16 x 12 | 400 x 300 | 226136 |
| 16 x 14 | 400 x 350 | 226137 |
| 18 x 14 | 450 x 350 | 226138 |
| 18 x 16 | 450 x 400 | 226139 |

Reducer Bushing (Dishwasher Bushing) Sp x FPT



| | | |
|-------------|---------|--------|
| 1-1/2 x 1/2 | 40 x 12 | 026277 |
| 1-1/2 x 3/4 | 40 x 20 | 026278 |

Reducer Bushing Sp x H



| | | |
|-------|----------|--------|
| 4 x 3 | 100 x 75 | 026294 |
|-------|----------|--------|

Adapts Plastic Sewer Ftg. to Plastic DWV Pipe

Adapter Sleeve Sp x H



| | | |
|---|-----|--------|
| 2 | 50 | 026310 |
| 3 | 75 | 026311 |
| 4 | 100 | 026312 |
| 6 | 150 | 026313 |


Adapts Plastic DWV Ftg. to Plastic Sewer Pipe


Male Adapter H x MPT




| | | |
|-------|-----|--------|
| 1-1/2 | 40 | 026331 |
| 2 | 50 | 026332 |
| 3 | 75 | 026333 |
| 4 | 100 | 026334 |


PRODUCT SELECTION CHART - SYSTEM 15

| | Dimension | | Product Code |
|---|-----------|-----|--------------|
| | inches | mm | |
|  | H x FPT | | |
| | 1-1/2 | 40 | 026341 |
| | 2 | 50 | 026342 |
| | 3 | 75 | 026343 |
| | 4 | 100 | 026344 |

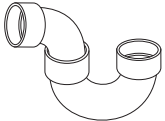
| | Dimension | | Product Code |
|---|-----------|--------|--------------|
| | inches | mm | |
|  | H x H | | |
| | 1-1/2 | 40 | 026351 |
| | 2 | 50 | 026352 |
| | 3 | 75 | 026353 |
| | 4 | 100 | 026354 |
| | 6 | 150 | 026356 |
| | 8 | 200 | 026358 |
| | 10 | 250 | 026359 |
| | 12 | 300 | 026360 |
| | 14 | 350 | 026361 |
| 16 | 400 | 026367 | |
| 18 | 450 | 026368 | |

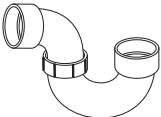
| | Dimension | | Product Code |
|---|-----------|----------|--------------|
| | inches | mm | |
|  | H x H | | |
| | 4 x 3 | 100 x 75 | 026376 |

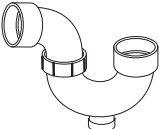
Adapts Plastic Sewer Pipe to Plastic DWV Pipe


| | Dimension | | Product Code |
|---|-----------|----------|--------------|
| | inches | mm | |
|  | MJ Sp x H | | |
| | 2 | 50 | 026522 |
| | 3 | 75 | 026523 |
| | 4 | 100 | 026524 |
| | 4 x 3 | 100 x 75 | 026535 |


Adapts M-J Cast Iron Pipe to Plastic DWV Pipe


| | Dimension | | Product Code |
|---|--------------------|--------|--------------|
| | inches | mm | |
|  | Solvent Weld H x H | | |
| | 1-1/2 | 40 | 026431 |
| | 2 | 50 | 026432 |
| | 3 | 75 | 026433 |
| | 4 | 100 | 026434 |
| 4 x 3 | 100 x 75 | 026669 | |


| | Dimension | | Product Code |
|---|------------------------|----|--------------|
| | inches | mm | |
|  | Union Connection H x H | | |
| | 1-1/2 | 40 | 026443 |
| | 2 | 50 | 026444 |


| | Dimension | | Product Code |
|---|--------------------------------------|--------|--------------|
| | inches | mm | |
|  | Union Connection with Cleanout H x H | | |
| 1-1/2 | 40 | 026505 | |

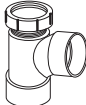
| | Dimension | | Product Code |
|---|-----------|-----|--------------|
| | inches | mm | |
|  | H x H | | |
| | 2 | 50 | 026502 |
| | 3 | 75 | 026498 |
| | 4 | 100 | 026499 |
| | 6 | 150 | 026503 |


| | Dimension | | Product Code |
|---|-----------------|-----|--------------|
| | inches | mm | |
|  | H x H x 1/2 FPT | | |
| | 3 | 75 | 326531 |
| | 4 | 100 | 326532 |


| | Dimension | | Product Code |
|---|--------------------------------------|----|--------------|
| | inches | mm | |
|  | Plastic Nut & Washer Sp x Slip Joint | | |
| | 1-1/2 | 40 | 026304 |
| | 2 | 50 | 026305 |


| | Dimension | | Product Code |
|---|-------------------------------------|---------|--------------|
| | inches | mm | |
|  | Plastic Nut & Washer H x Slip Joint | | |
| | 1-1/2 | 40 | 026321 |
| | 1-1/2 x 1-1/4 | 40 x 32 | 026329 |
| 2 | 50 | 026328 | |

| | Dimension | | Product Code |
|---|----------------|---------|--------------|
| | inches | mm | |
|  | H x Slip Joint | | |
| | 1-1/2 x 1-1/4 | 40 x 32 | 026335 |
| | 1-1/2 x 1-1/2 | 40 x 40 | 026330 |

| | Dimension | | Product Code |
|---|--------------------|----|--------------|
| | inches | mm | |
|  | H x H x Slip Joint | | |
| | 1-1/2 | 40 | 026179 |


| | Dimension | | Product Code |
|---|----------------|---------|--------------|
| | inches | mm | |
|  | H x Slip Joint | | |
| | 1-1/2 | 40 | 026320 |
| | 1-1/2 x 1-1/4 | 40 x 32 | 026430 |
| | 2 | 50 | 026510 |

| | Dimension | | Product Code |
|---|--|---------|--------------|
| | inches | mm | |
|  | (Plastic Nut & Washer) Sp x Slip Joint | | |
| | 1-1/2 | 40 | 026555 |
| | 1-1/2 x 1-1/4 | 40 x 32 | 026556 |


| | Dimension | | Product Code |
|---|----------------|--------|--------------|
| | inches | mm | |
|  | H x Swivel Nut | | |
| 1-1/2 | 40 | 026577 | |

PRODUCT SELECTION CHART - SYSTEM 15


| Closet Flange | Dimension | | Product Code |
|------------------------|-----------|----------|--------------|
| | inches | mm | |
| One Piece Plastic Slip | 4 | 100 | 026573 |
| | 4 x 3 | 100 x 75 | 026584 |




| Adjustable Closet Flange | Dimension | | Product Code |
|--------------------------|-------------|----------------|--------------|
| | inches | mm | |
| with Plastic Ring Slip | 4 x 3 Close | 100 x 75 Close | 026587 |




| Closet Flange | One Piece Plastic Slip with Spigot End | | Product Code |
|---------------|--|----------|--------------|
| | 4 x 3 | 100 x 75 | 026592 |



| 45° Discharge Closet Flange | Adjustable with Plastic Ring Slip | | Product Code |
|-----------------------------|-----------------------------------|----------|--------------|
| | 4 x 3 | 100 x 75 | 026589 |




| Closet Flange | One Piece Plastic Slip with Molded Test Plate | | Product Code |
|---------------|---|----------|--------------|
| | 4 x 3 | 100 x 75 | 026591 |



| Closet Flange Spacer Ring | Dimension | Product Code |
|---------------------------|-----------|--------------|
| | 4 100 | 026176 |




| Closet Flange | One Piece Plastic Slip Flush Fit | | Product Code |
|---------------|----------------------------------|----------|--------------|
| | 4 x 3 | 100 x 75 | 026594 |




| Urinal Flange Hub | Dimension | Product Code |
|-------------------|-----------|--------------|
| | 2 50 | 026459 |

| Closet Flange | One Piece Plastic Slip Flush Fit w Molded Test Plate | | Product Code |
|---------------|--|----------|--------------|
| | 4 x 3 | 100 x 75 | 026595 |




| Adjustable Closet Flange | with Plastic Ring Slip | | Product Code |
|--------------------------|------------------------|----------|--------------|
| | 4 x 3 | 100 x 75 | 026586 |





| Adjustable Closet Flange | w Plastic Ring Slip w Molded Ring Slip | | Product Code |
|--------------------------|--|----------|--------------|
| | 4 x 3 | 100 x 75 | 026588 |

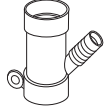



PRODUCT SELECTION CHART - SYSTEM 15


| | Dimension | | Product Code |
|---|-----------|----|--------------|
| | inches | mm | |
| Expansion Joint - Type 1 (Vertical Use Only) H x H  | 1-1/2 | 40 | 026485 |
| | 2 | 50 | 026486 |
| | 3 | 75 | 026487 |


| | Dimension | | Product Code |
|---|-----------|----|--------------|
| | inches | mm | |
| Expansion Joint - Type 1 (Vertical Use Only) H x Sp End Piston  | 1-1/2 | 40 | 026491 |
| | 2 | 50 | 026492 |

| | Dimension | | Product Code |
|---|-----------|-----|--------------|
| | inches | mm | |
| Expansion Joint - Type 2 (Vertical Use Only) H x H  | 4 | 100 | 026489 |

| | Dimension | | | Product Code | |
|---|-----------|-------|-----------|--------------|--------|
| | H | H | Hose Barb | | |
| Dishwasher Wye  | 1-1/2 | 1-1/2 | 1-1/2 | 40 x 40 x 12 | 026495 |

| | Sp | Dimension | | Product Code |
|--|----|-----------|----|--------------|
| | | inches | mm | |
| Drain Grate  | 4 | 100 | | 026482 |

| | Dimension | | Product Code |
|---|-----------|-----|--------------|
| | inches | mm | |
| Slip Cap H  | 1-1/2 | 40 | 026411 |
| | 2 | 50 | 026412 |
| | 3 | 75 | 026413 |
| | 4 | 100 | 026414 |
| | 6 | 150 | 026415 |
| | 8 | 200 | 026416 |

| | Dimension | | Product Code |
|---|-----------|-----|--------------|
| | inches | mm | |
| Polyethylene Cap Slip-on Style  | 1-1/2 | 40 | 026875 |
| | 2 | 50 | 026876 |
| | 3 | 75 | 026878 |
| | 4 | 100 | 026880 |